

Scaled data based on original data using
LM-79-08 Approved Method: Electrical and Photometric Measurements of Solid-
State Lighting Products

Test Report Prepared for
Cooper Lighting Solutions
(formerly Eaton)

Brand: McGRAW-EDISON

Report Number: P197788

Luminaire Tested: **TT-C4-LED-E1-WQ-7060**

Issue Date: 3/3/2020

Test Information

Test Method: LM-79-08
Report Number: P197788
TEST IS SCALED FROM IESNA LM-79-08 TEST DATA (P34714)
Test Lab: INNOVATION CENTER-P3
Issue Date: 3/3/2020
Manufacturer: COOPER LIGHTING SOLUTIONS (FORMERLY EATON)
Product Line: MCGRAW-EDISON
Catalog Number: TT-C4-LED-E1-WQ-7060
Description: TOPTIER LED PARKING GARAGE LUMINAIRE
WIDE DISTRIBUTION
Light Source: (160) 5700K CCT, 70 CRI LEDS
Ballast/Driver: ELECTRONIC DRIVER

Summary

Lumens per Lamp: N/A
Luminaire Lumens: 6732.1 lumens
Efficiency: N/A
Efficacy: 116.1 lumens/watt
Luminous Opening: Circular (Dia: 1.12' x H: 0')
IES Classification: Type V - Short - Semi-Cutoff
BUG Rating: B3 - U0 - G2

Input Watts (W): 58
Input Voltage (V): NR
Input Current (Ain): NR
Voltage Rise (V): NR
Power Factor: NR
Total Harmonic Distortion (THDi): NR
Frequency (hertz): 60
Stabilization Time: NR
Operation Time: NR
Ambient Temperature (°C): NR
Test Distance: 25 FT

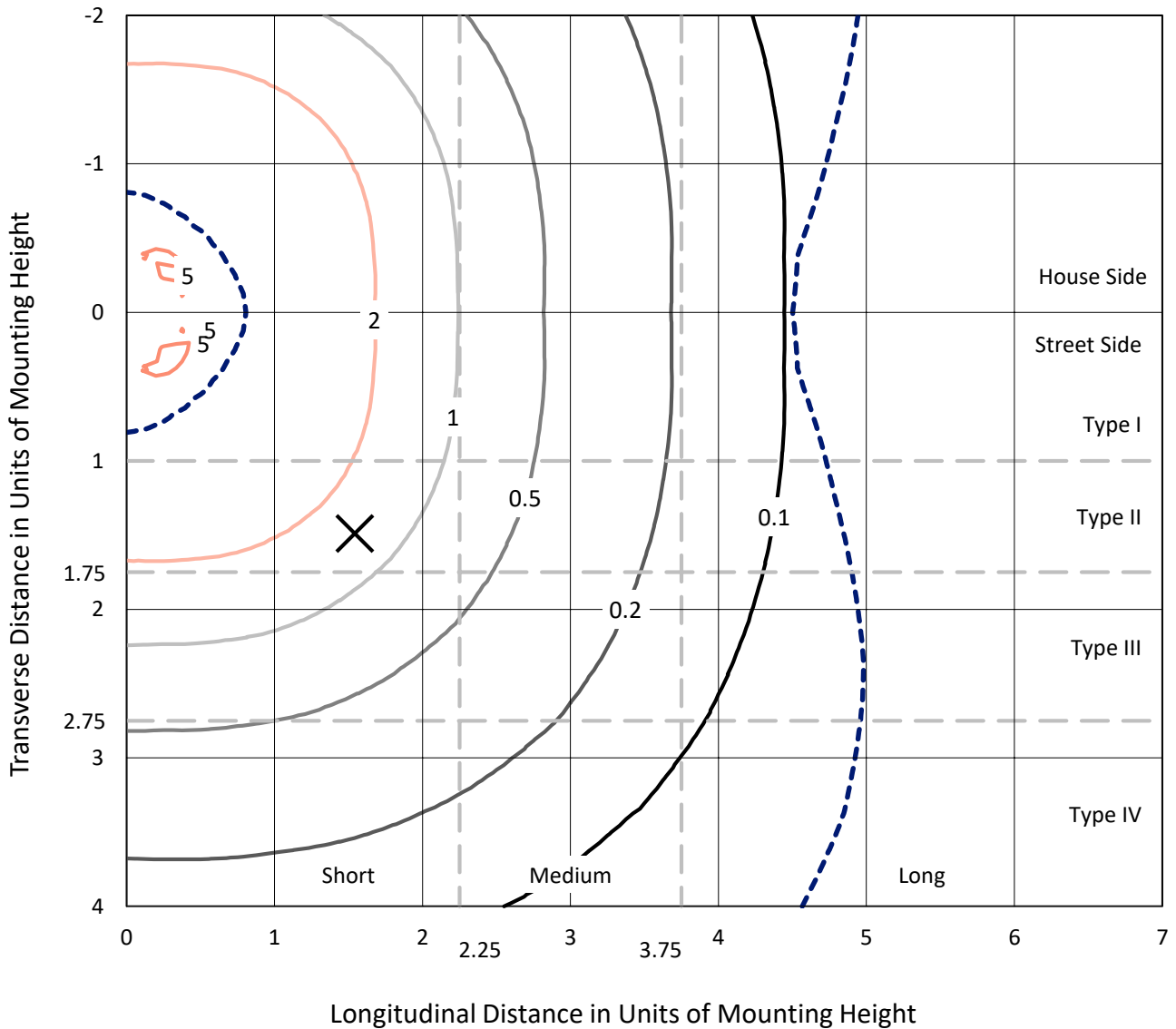


REPORT NUMBER: P197788

CATALOG NUMBER: TT-C4-LED-E1-WQ-7060

Iso-Footcandle Lines of Horizontal Illumination

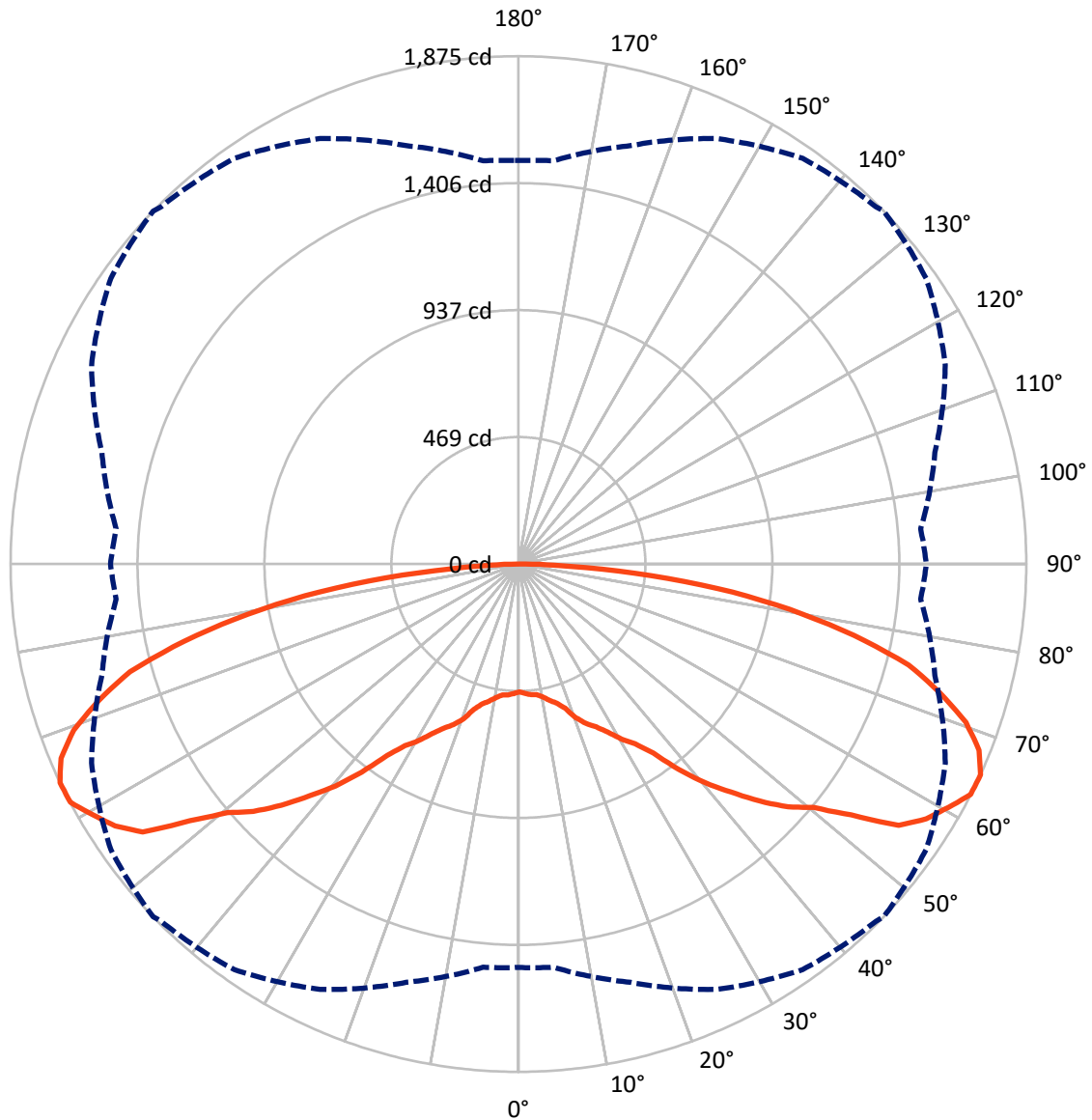
× Max cd
 - - - 1/2 Max cd



Based on 10 foot mounting height. Maximum calculated value = 5.1 fc
 Type V - Short - Semi-Cutoff

REPORT NUMBER: P197788
CATALOG NUMBER: TT-C4-LED-E1-WQ-7060

Luminous Intensity Polar Plot



— Vertical Plane Through 46-Deg Lateral - - - Horizontal Cone Through 65-Deg Vertical

REPORT NUMBER: P197788

CATALOG NUMBER: TT-C4-LED-E1-WQ-7060

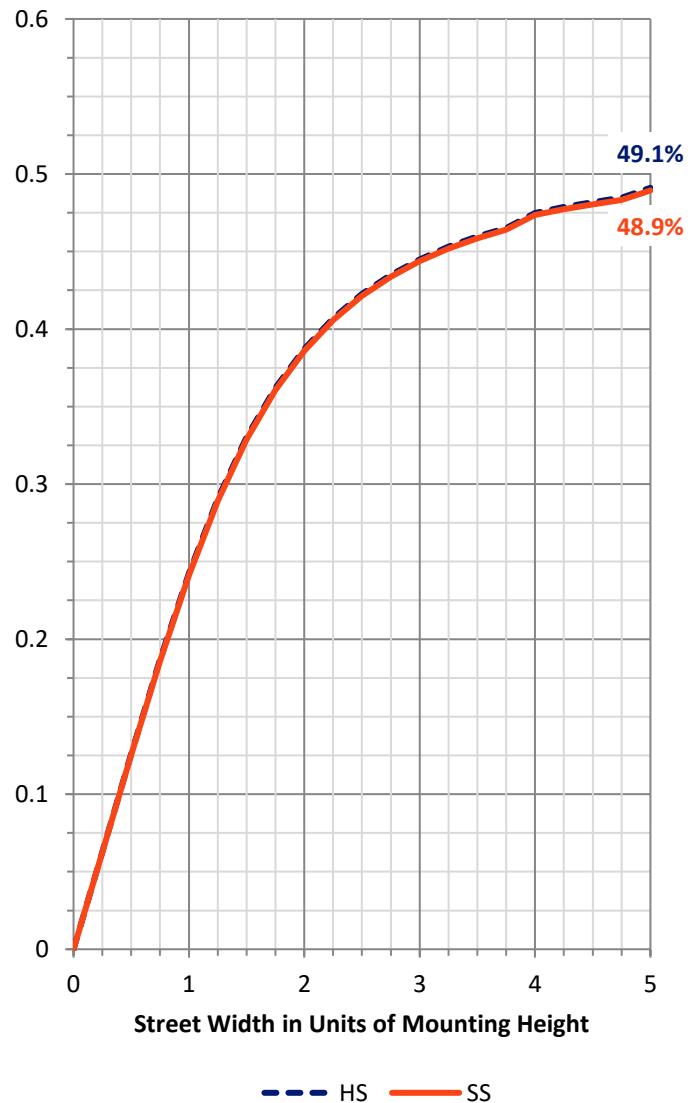
FLUX DISTRIBUTION:

		Downward	Upward	Total
House Side	Lumens	3366.1	0.0	3366.1
	% Fixture	50.0	0.0	50.0
Street Side	Lumens	3366.1	0.0	3366.1
	% Fixture	50.0	0.0	50.0
Total	Lumens	6732.1	0.0	6732.1
	% Fixture	100.0	0.0	100.0

Coefficient of Utilization

ZONAL LUMENS:

Zone	Lumens	% Fixture
0°-10°	46.7	0.7
10°-20°	155.4	2.3
20°-30°	312.8	4.6
30°-40°	544.6	8.1
40°-50°	921.1	13.7
50°-60°	1372.9	20.4
60°-70°	1643.1	24.4
70°-80°	1330.3	19.8
80°-90°	405.3	6.0
90°-100°	0.0	0.0
100°-110°	0.0	0.0
110°-120°	0.0	0.0
120°-130°	0.0	0.0
130°-140°	0.0	0.0
140°-150°	0.0	0.0
150°-160°	0.0	0.0
160°-170°	0.0	0.0
170°-180°	0.0	0.0
0°-90°	6732.1	100.0
0°-180°	6732.1	100.0



REPORT NUMBER: P197788

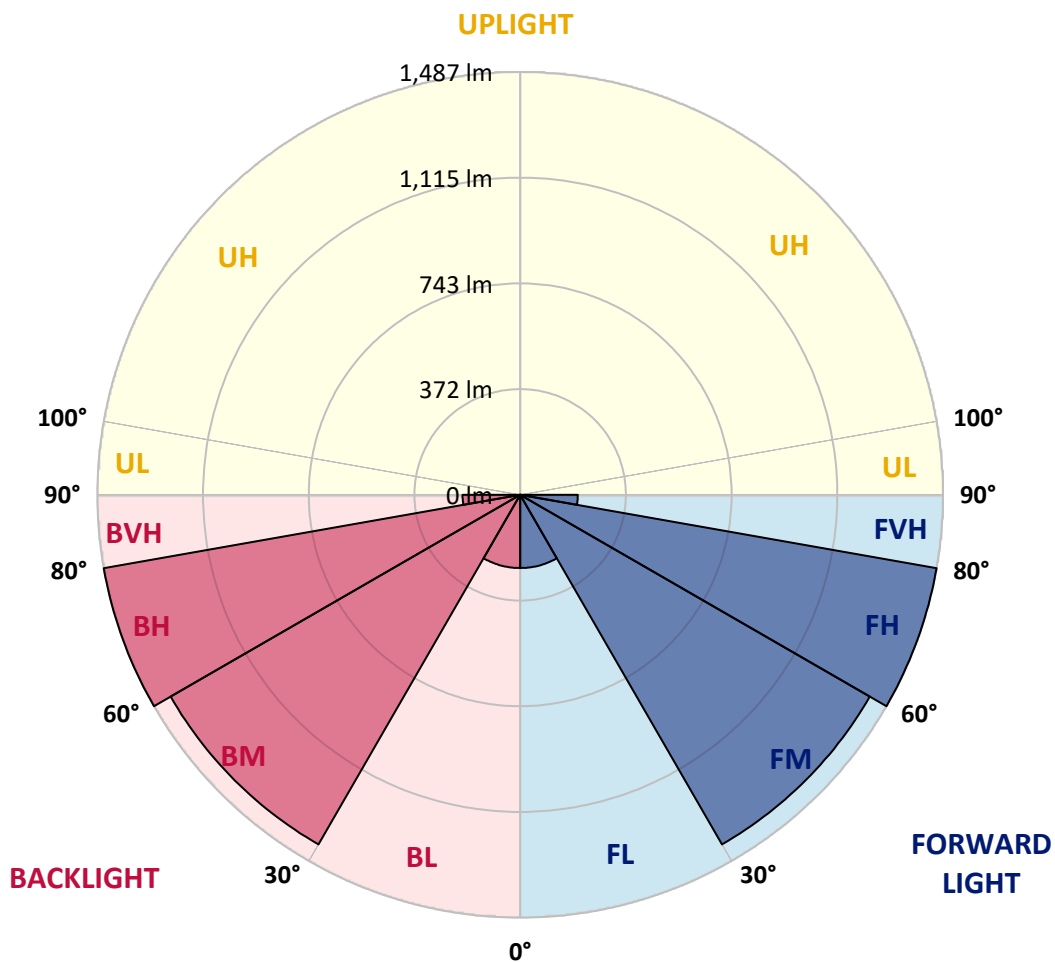
CATALOG NUMBER: TT-C4-LED-E1-WQ-7060

LUMINAIRE CLASSIFICATION SYSTEM LUMEN TABLE AND BUG RATING:

Zone		Lumens	% Fixture	Zone Rating/Lumen Limit		
				B	U	G
FL	(0°-30°)	257.4	3.8			
FM	(30°-60°)	1419.3	21.1			
FH	(60°-80°)	1486.7	22.1			G1/1800
FVH	(80°-90°)	202.7	3.0			G2/225
BL	(0°-30°)	257.4	3.8	B1/500		
BM	(30°-60°)	1419.3	21.1	B2/2500		
BH	(60°-80°)	1486.7	22.1	B3/2500		G1/1800
BVH	(80°-90°)	202.7	3.0			G2/225
UL	(90°-100°)	0.0	0.0		U0/0	
UH	(100°-180°)	0.0	0.0		U0/0	

BUG Rating: B3-U0-G2

Type V Short





REPORT NUMBER: P197788

CATALOG NUMBER: TT-C4-LED-E1-WQ-7060

CANDELA DISTRIBUTION (FULL):

	0°	5°	15°	25°	35°	45°	46°	55°	65°	75°	85°
0°	471.6	471.6	471.6	471.6	471.6	471.6	471.6	471.6	471.6	471.6	471.6
2.5°	479.7	478.5	478.5	478.5	478.5	478.5	478.5	478.5	478.5	478.5	479.7
5°	487.9	487.9	486.7	485.5	485.5	484.4	484.4	484.4	485.5	486.7	486.7
7.5°	491.4	490.2	490.2	489.0	487.9	487.9	486.7	487.9	489.0	490.2	490.2
10°	498.3	499.5	500.7	501.8	503.0	501.8	499.5	501.8	501.8	500.7	498.3
12.5°	514.6	514.6	518.1	521.6	521.6	520.5	517.0	521.6	520.5	517.0	514.6
15°	536.8	537.9	537.9	541.4	539.1	536.8	533.3	539.1	539.1	536.8	535.6
17.5°	568.2	565.9	562.4	564.7	567.0	567.0	560.1	567.0	562.4	560.1	563.5
20°	603.1	602.0	600.8	603.1	612.4	609.0	605.5	610.1	604.3	596.1	598.5
22.5°	629.9	632.2	635.7	639.2	648.5	646.2	639.2	647.4	638.1	635.7	628.7
25°	663.7	662.5	671.8	671.8	677.6	674.2	666.0	677.6	668.3	671.8	661.3
27.5°	697.4	696.3	703.3	703.3	713.7	712.6	702.1	713.7	703.3	700.9	697.4
30°	735.9	733.5	734.7	744.0	759.2	759.2	749.8	755.7	744.0	732.4	731.2
32.5°	776.6	772.0	778.9	794.1	802.2	799.9	790.6	799.9	796.4	776.6	772.0
35°	816.2	822.0	834.8	847.6	862.8	865.1	857.0	861.6	848.8	833.7	822.0
37.5°	882.6	891.9	908.2	938.5	961.8	968.7	961.8	959.4	940.8	907.0	890.7
40°	975.7	978.1	1000.2	1045.6	1070.0	1074.7	1061.9	1065.4	1043.3	1006.0	971.1
42.5°	1051.4	1047.9	1087.5	1128.3	1153.9	1164.3	1150.4	1155.0	1124.8	1088.7	1050.2
45°	1113.1	1116.6	1157.4	1198.1	1238.9	1258.7	1248.2	1240.0	1195.8	1155.0	1121.3
47.5°	1170.2	1186.5	1214.4	1273.8	1325.0	1347.1	1339.0	1327.4	1280.8	1213.2	1187.6
50°	1242.4	1252.8	1286.6	1363.4	1411.2	1419.3	1412.4	1412.4	1368.1	1290.1	1255.2
52.5°	1320.4	1321.5	1371.6	1450.8	1511.3	1543.9	1538.1	1521.8	1451.9	1383.2	1326.2
55°	1413.5	1400.7	1478.7	1561.4	1652.2	1705.8	1703.4	1668.5	1573.0	1482.2	1406.5
57.5°	1465.9	1468.2	1539.3	1663.9	1751.2	1766.3	1774.5	1753.5	1681.3	1541.6	1482.2
60°	1477.6	1505.5	1570.7	1708.1	1776.8	1821.0	1823.4	1788.4	1712.8	1580.0	1517.1
62.5°	1482.2	1516.0	1596.3	1705.8	1822.2	1865.3	1873.4	1837.3	1715.1	1599.8	1507.8
65°	1489.2	1493.9	1598.6	1732.5	1828.0	1865.3	1874.6	1837.3	1738.4	1591.7	1490.4
67.5°	1460.1	1448.4	1540.4	1686.0	1779.1	1823.4	1833.8	1789.6	1689.5	1542.8	1463.6
70°	1355.3	1360.0	1462.4	1601.0	1703.4	1745.4	1752.3	1704.6	1599.8	1472.9	1380.9
72.5°	1244.7	1256.3	1342.5	1482.2	1574.2	1614.9	1627.8	1577.7	1489.2	1358.8	1263.3
75°	1091.0	1113.1	1195.8	1321.5	1413.5	1475.2	1488.0	1422.8	1316.9	1203.9	1112.0
77.5°	921.0	936.1	1015.3	1123.6	1222.6	1254.0	1265.6	1234.2	1129.4	1029.3	943.1
80°	724.2	730.0	810.4	896.5	973.4	999.0	1016.5	976.9	905.9	815.0	731.2
82.5°	497.2	505.3	562.4	641.6	709.1	719.6	741.7	709.1	642.7	572.9	510.0
85°	258.5	270.1	314.4	357.5	409.9	422.7	429.6	405.2	370.3	313.2	271.3
87.5°	55.9	61.7	68.7	88.5	106.0	121.1	131.6	109.4	87.3	73.4	55.9
90°	0.0	0.0	0.0	0.0	0.0	0.0	0.0	0.0	0.0	0.0	0.0

REPORT NUMBER: P197788

CATALOG NUMBER: TT-C4-LED-E1-WQ-7060

CANDELA DISTRIBUTION (continued):

	90°
0°	471.6
2.5°	478.5
5°	486.7
7.5°	490.2
10°	498.3
12.5°	513.5
15°	536.8
17.5°	565.9
20°	597.3
22.5°	625.3
25°	659.0
27.5°	697.4
30°	737.0
32.5°	769.6
35°	815.0
37.5°	889.6
40°	979.2
42.5°	1051.4
45°	1110.8
47.5°	1177.2
50°	1243.5
52.5°	1328.5
55°	1412.4
57.5°	1455.4
60°	1482.2
62.5°	1503.2
65°	1505.5
67.5°	1445.0
70°	1353.0
72.5°	1248.2
75°	1094.5
77.5°	932.6
80°	724.2
82.5°	508.8
85°	266.6
87.5°	52.4
90°	0.0

(END OF REPORT)